



Is Now Part of



**ON Semiconductor®**

To learn more about ON Semiconductor, please visit our website at  
[www.onsemi.com](http://www.onsemi.com)

Please note: As part of the Fairchild Semiconductor integration, some of the Fairchild orderable part numbers will need to change in order to meet ON Semiconductor's system requirements. Since the ON Semiconductor product management systems do not have the ability to manage part nomenclature that utilizes an underscore (\_), the underscore (\_) in the Fairchild part numbers will be changed to a dash (-). This document may contain device numbers with an underscore (\_). Please check the ON Semiconductor website to verify the updated device numbers. The most current and up-to-date ordering information can be found at [www.onsemi.com](http://www.onsemi.com). Please email any questions regarding the system integration to [Fairchild\\_questions@onsemi.com](mailto:Fairchild_questions@onsemi.com).

ON Semiconductor and the ON Semiconductor logo are trademarks of Semiconductor Components Industries, LLC dba ON Semiconductor or its subsidiaries in the United States and/or other countries. ON Semiconductor owns the rights to a number of patents, trademarks, copyrights, trade secrets, and other intellectual property. A listing of ON Semiconductor's product/patent coverage may be accessed at [www.onsemi.com/site/pdf/Patent-Marking.pdf](http://www.onsemi.com/site/pdf/Patent-Marking.pdf). ON Semiconductor reserves the right to make changes without further notice to any products herein. ON Semiconductor makes no warranty, representation or guarantee regarding the suitability of its products for any particular purpose, nor does ON Semiconductor assume any liability arising out of the application or use of any product or circuit, and specifically disclaims any and all liability, including without limitation special, consequential or incidental damages. Buyer is responsible for its products and applications using ON Semiconductor products, including compliance with all laws, regulations and safety requirements or standards, regardless of any support or applications information provided by ON Semiconductor. "Typical" parameters which may be provided in ON Semiconductor data sheets and/or specifications can and do vary in different applications and actual performance may vary over time. All operating parameters, including "Typicals" must be validated for each customer application by customer's technical experts. ON Semiconductor does not convey any license under its patent rights nor the rights of others. ON Semiconductor products are not designed, intended, or authorized for use as a critical component in life support systems or any FDA Class 3 medical devices or medical devices with a same or similar classification in a foreign jurisdiction or any devices intended for implantation in the human body. Should Buyer purchase or use ON Semiconductor products for any such unintended or unauthorized application, Buyer shall indemnify and hold ON Semiconductor and its officers, employees, subsidiaries, affiliates, and distributors harmless against all claims, costs, damages, and expenses, and reasonable attorney fees arising out of, directly or indirectly, any claim of personal injury or death associated with such unintended or unauthorized use, even if such claim alleges that ON Semiconductor was negligent regarding the design or manufacture of the part. ON Semiconductor is an Equal Opportunity/Affirmative Action Employer. This literature is subject to all applicable copyright laws and is not for resale in any manner.



2014 年 11 月

# FDBL0065N40

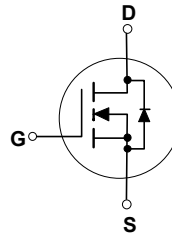
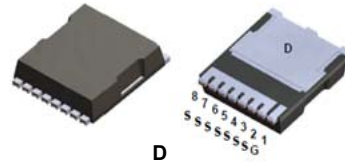
## N 沟道 PowerTrench<sup>®</sup> MOSFET 40 V, 300 A, 0.65 mΩ

### 特性

- 典型值  $R_{DS(on)} = 0.5\text{ m}\Omega$  (在  $V_{GS} = 10\text{ V}$ ,  $I_D = 80\text{ A}$ )
- 典型值  $Q_g(\text{tot}) = 220\text{ nC}$  (在  $V_{GS} = 10\text{ V}$ ,  $I_D = 80\text{ A}$ )
- UIS 能力
- 符合 RoHS 标准

### 应用

- 工业电机驱动器
- 工业电源
- 工业自动化
- 电动工具
- 电池保护
- 太阳能逆变器
- UPS 和能源逆变器
- 储能
- 负载开关



如需最新封装图纸, 请访问 Fairchild 网站:  
[https://www.fairchildsemi.com/evaluate/package-specifications/packageDetails.html?id=PN\\_PSOFA-008](https://www.fairchildsemi.com/evaluate/package-specifications/packageDetails.html?id=PN_PSOFA-008)

**MOSFET 最大额定值**,  $T_J = 25\text{ }^\circ\text{C}$  除非另有说明。

符号	参数	额定值	单位
$V_{DSS}$	漏极至源极电压的关系	40	V
$V_{GS}$	栅极至源极电压	$\pm 20$	V
$I_D$	漏极电流 - 连续 ( $V_{GS}=10$ ) (注 1)	$T_C = 25\text{ }^\circ\text{C}$	300
	脉冲漏电流	$T_C = 25\text{ }^\circ\text{C}$	见图 4
$E_{AS}$	单脉冲雪崩能量 (注 2)	1064	mJ
$P_D$	功耗	429	W
	超过 $25\text{ }^\circ\text{C}$ 时降额	2.86	W/ $^\circ\text{C}$
$T_J, T_{STG}$	工作和存储温度	-55 至 +175	$^\circ\text{C}$
$R_{qJC}$	结点 - 壳体的热阻	0.35	$^\circ\text{C}/\text{W}$
$R_{qJA}$	结至环境热阻最大值 (注 3)	43	$^\circ\text{C}/\text{W}$

### 注意:

- 1: 电流受接合线配置限制。
- 2: 电感充电期间, 起始  $T_J = 25\text{ }^\circ\text{C}$ ,  $L = 0.3\text{ mH}$ ,  $I_{AS} = 84\text{ A}$ ,  $V_{DD} = 40\text{ V}$ , 雪崩时间  $V_{DD} = 0\text{ V}$ 。
- 3:  $R_{qJA}$  等于结至壳体 and 壳体至环境热阻之和, 其中, 壳体热参考定义为漏极引脚的焊料安装表面。  $R_{qJC}$  具备设计保证, 其中  $R_{qJA}$  由电路板设计确定。此处的最大额定值基于安装在 2oz 铜的  $1\text{ in}^2$  焊盘上。

### 封装标识与订购信息

器件标识	器件	封装			
FDBL0065N40	FDBL0065N40	MO-299A	-	-	-

FDBL0065N40 N 沟道 PowerTrench<sup>®</sup> MOSFET

电气特性,  $T_J = 25^\circ\text{C}$  除非另有说明。

符号	参数	测试条件	最小值	典型值	最大值	单位
----	----	------	-----	-----	-----	----

### 关断特性

$B_{VDSS}$	漏极至源极击穿电压	$I_D = 250\ \mu\text{A}, V_{GS} = 0\ \text{V}$	40	-	-	V
$I_{DSS}$	漏极至源极漏电流	$V_{DS} = 40\ \text{V}, T_J = 25^\circ\text{C}$	-	-	1	$\mu\text{A}$
		$V_{GS} = 0\ \text{V}, T_J = 175^\circ\text{C}$ (Note 4)	-	-	1	mA
$I_{GSS}$	栅极至源极漏电流	$V_{GS} = \pm 20\ \text{V}$	-	-	$\pm 100$	nA

### 导通特性

$V_{GS(th)}$	栅极至源极阈值电压	$V_{GS} = V_{DS}, I_D = 250\ \mu\text{A}$	2.0	3.0	4.0	V
$R_{DS(on)}$	漏极至源极导通电阻	$I_D = 80\ \text{A}, T_J = 25^\circ\text{C}$	-	0.50	0.65	$\text{m}\Omega$
		$V_{GS} = 10\ \text{V}, T_J = 175^\circ\text{C}$ (注 4)	-	0.86	1.10	$\text{m}\Omega$

### 动态特性

$C_{iss}$	输入电容	$V_{DS} = 25\ \text{V}, V_{GS} = 0\ \text{V}, f = 1\ \text{MHz}$	-	15900	-	pF
$C_{oss}$	输出电容		-	4025	-	pF
$C_{riss}$	反向传输电容		-	604	-	pF
$R_g$	栅极阻抗	$f = 1\ \text{MHz}$	-	2.6	-	$\Omega$
$Q_{g(ToT)}$	在 10 V 的栅极总电荷	$V_{GS} = 0\ \text{至}\ 10\ \text{V}$	-	220	296	nC
$Q_{g(th)}$	阈值栅极电荷	$V_{GS} = 0\ \text{至}\ 2\ \text{V}$				
$Q_{gs}$	栅极 - 源极栅极电荷	$V_{DD} = 20\ \text{V}, I_D = 80\ \text{A}$	-	73	-	nC
$Q_{gd}$	栅极 - 漏极“米勒”电荷		-	41	-	nC

### 开关特性

$t_{on}$	导通时间	$V_{DD} = 20\ \text{V}, I_D = 80\ \text{A}, V_{GS} = 10\ \text{V}, R_{GEN} = 6\ \Omega$	-	-	221	ns
$t_{d(on)}$	导通延迟		-	54	-	ns
$t_r$	上升时间		-	82	-	ns
$t_{d(off)}$	关断延迟		-	106	-	ns
$t_f$	下降时间		-	52	-	ns
$t_{off}$	关断时间		-	-	215	ns

### Drain-Source Diode Characteristics

$V_{SD}$	源极 - 漏极二极管电压	$I_{SD} = 80\ \text{A}, V_{GS} = 0\ \text{V}$	-	-	1.25	V
		$I_{SD} = 40\ \text{A}, V_{GS} = 0\ \text{V}$	-	-	1.2	V
$t_{rr}$	反向恢复时间	$I_F = 80\ \text{A}, di_{SD}/dt = 100\ \text{A}/\mu\text{s}, V_{DD} = 32\ \text{V}$	-	119	133	ns
$Q_{rr}$	反向恢复电荷		-	228	274	nC

#### 说明:

4: 其最大值根据  $T_J = 175^\circ\text{C}$  时的设计确定。在生产中, 未对此条件测试产品。

典型特性

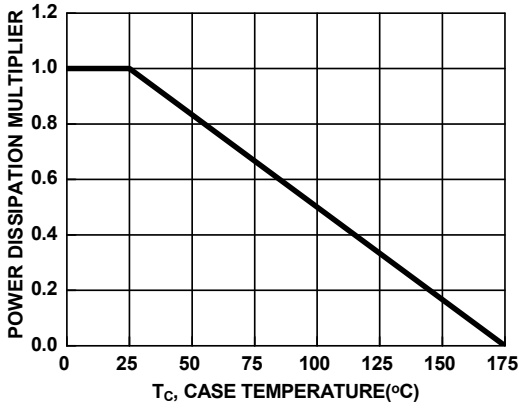


图 1. 标准化功耗与壳体温度的关系

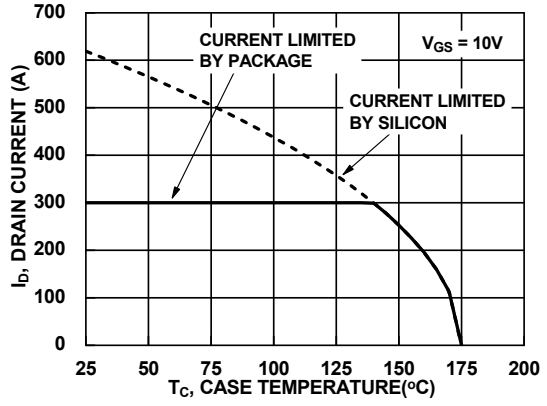


图 2. 最大连续漏电流与壳体温度的关系

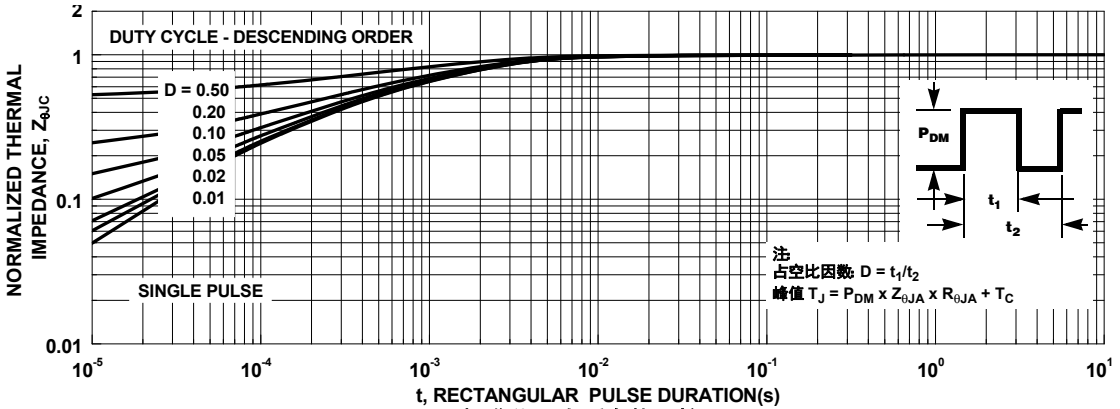


图 3. 标准化最大瞬态热阻抗

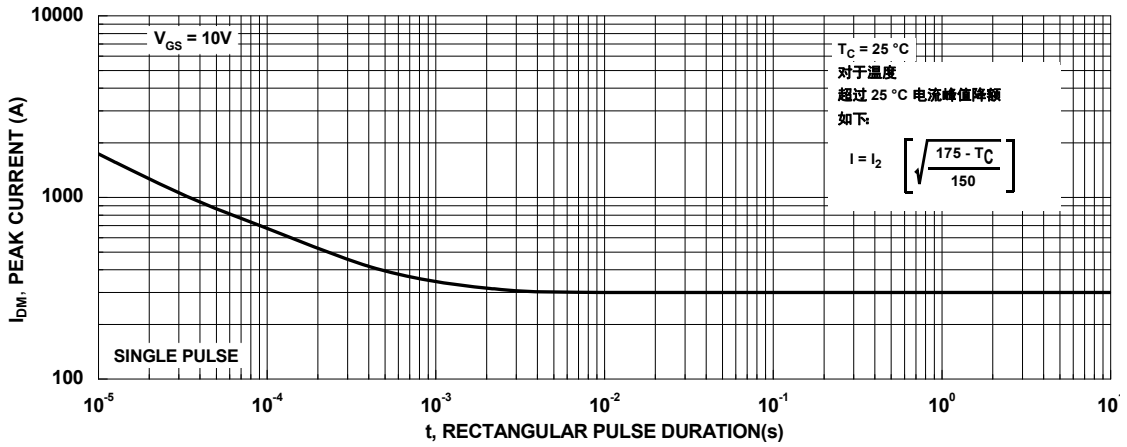


图 4. 峰值电流能力

典型特性

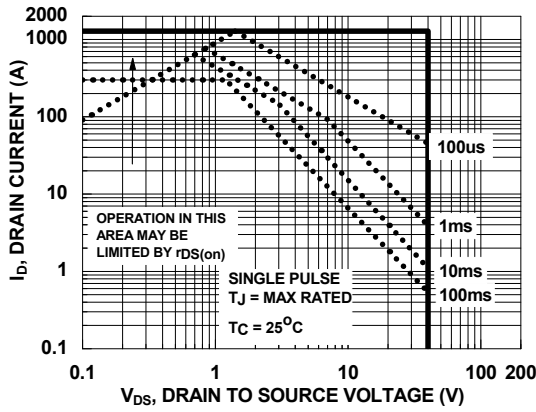
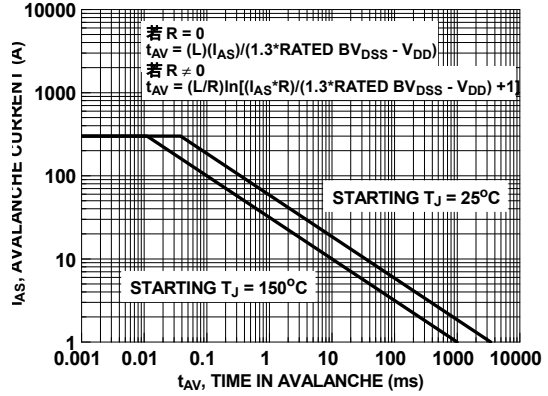


图 5. 正向偏压安全工作区



注: 请参考 Fairchild 应用指南 AN7514 和 AN7515

图 6. 非箝位感性开关性能

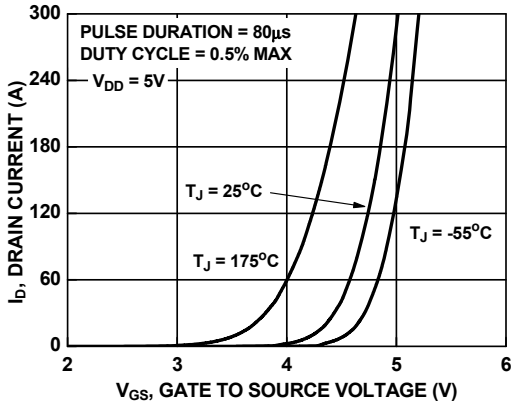


图 7. 传递特性

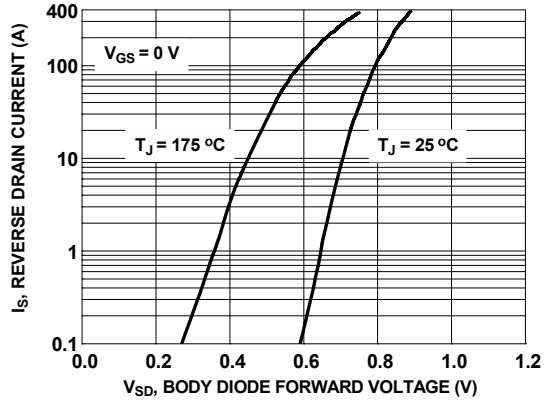


图 8. 正向二极管特性

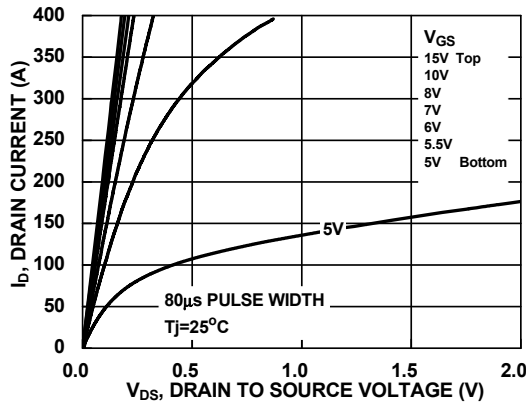


图 9. 饱和特性

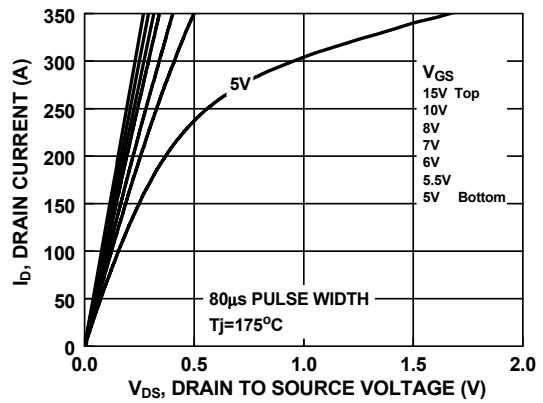


图 10. 饱和特性

典型特性

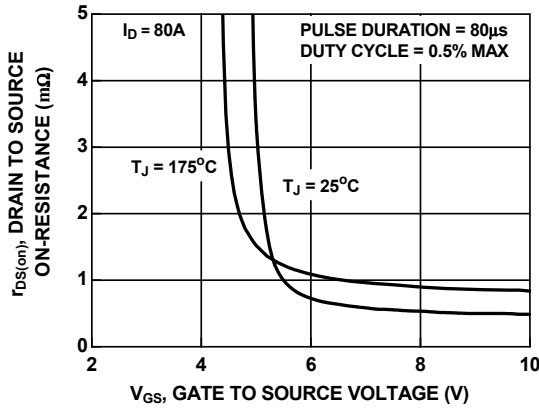


图 11.  $R_{DS(on)}$  与栅极电压的关系

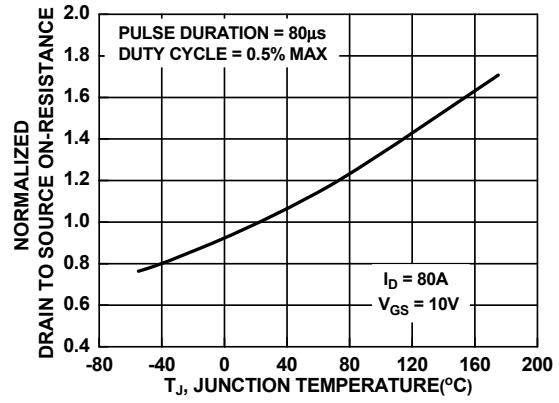


图 12. 标准化  $R_{DS(on)}$  与结温的关系

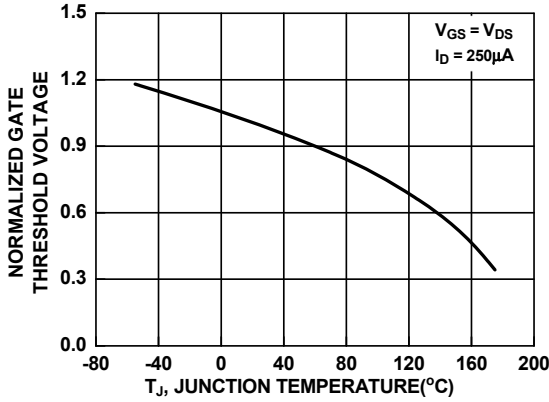


图 13. 标准化栅极阈值电压与温度的关系

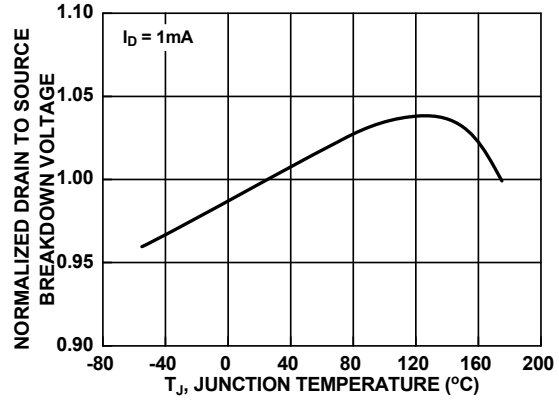


图 14. 标准化漏极至源极击穿电压与结温的关系

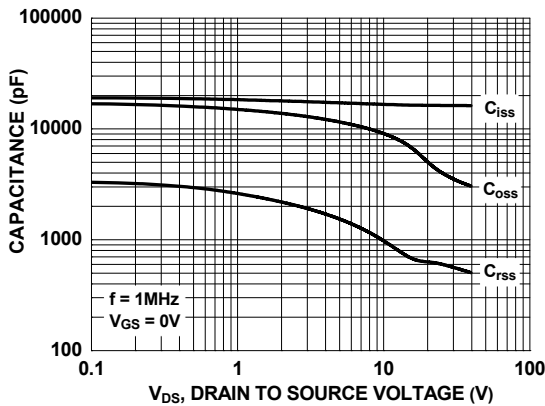


图 15. 电容与漏极-源极电压的关系

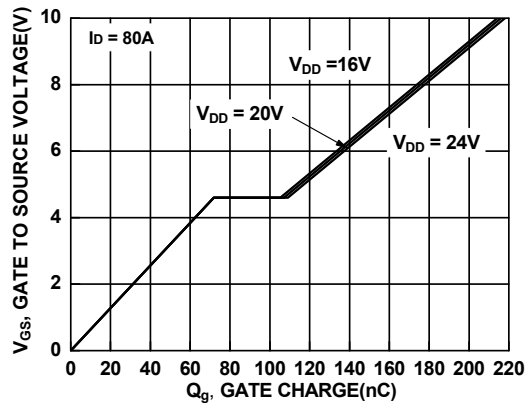
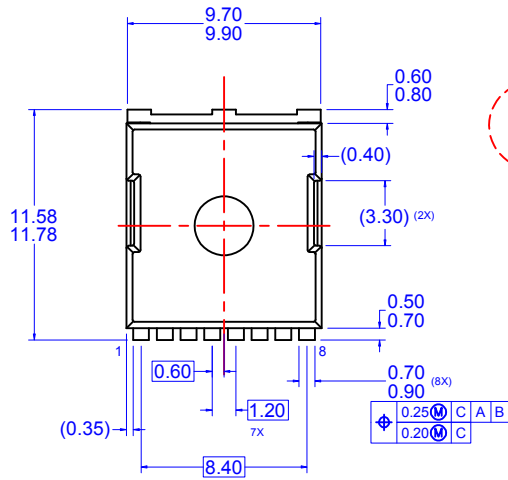
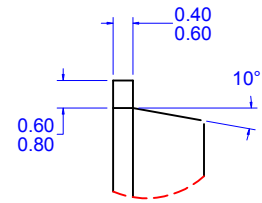
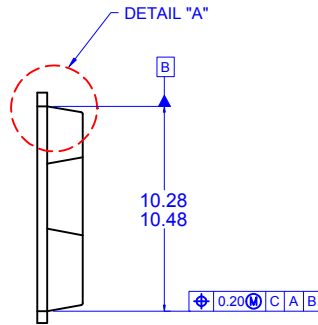


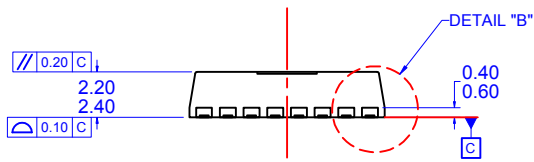
图 16. 栅极电荷与栅极-源极电压的关系



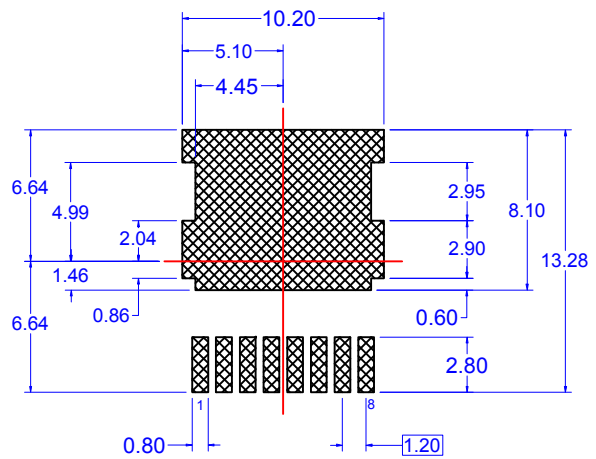
TOP VIEW



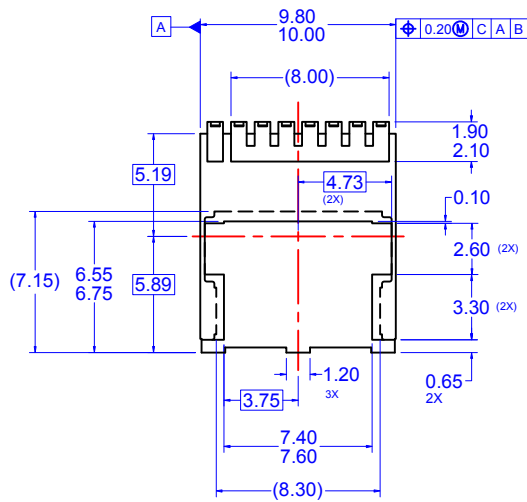
DETAIL "A"



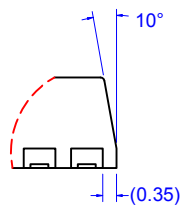
SIDE VIEW



LAND PATTERN RECOMMENDATION



BOTTOM VIEW



DETAIL "B"

- NOTES: UNLESS OTHERWISE SPECIFIED
- A) PACKAGE STANDARD REFERENCE: JEDEC MO-299, ISSUE A, DATED NOVEMBER 2009.
  - B) ALL DIMENSIONS ARE IN MILLIMETERS.
  - C) DIMENSIONS DO NOT INCLUDE BURRS OR MOLD FLASH. MOLD FLASH OR BURRS DOES NOT EXCEED 0.10MM.
  - D) DIMENSIONING AND TOLERANCING PER ASME Y14.5M-1994.
  - E) DRAWING FILE NAME: MKT-PSOF08AREV3

ON Semiconductor and  are trademarks of Semiconductor Components Industries, LLC dba ON Semiconductor or its subsidiaries in the United States and/or other countries. ON Semiconductor owns the rights to a number of patents, trademarks, copyrights, trade secrets, and other intellectual property. A listing of ON Semiconductor's product/patent coverage may be accessed at [www.onsemi.com/site/pdf/Patent-Marking.pdf](http://www.onsemi.com/site/pdf/Patent-Marking.pdf). ON Semiconductor reserves the right to make changes without further notice to any products herein. ON Semiconductor makes no warranty, representation or guarantee regarding the suitability of its products for any particular purpose, nor does ON Semiconductor assume any liability arising out of the application or use of any product or circuit, and specifically disclaims any and all liability, including without limitation special, consequential or incidental damages. Buyer is responsible for its products and applications using ON Semiconductor products, including compliance with all laws, regulations and safety requirements or standards, regardless of any support or applications information provided by ON Semiconductor. "Typical" parameters which may be provided in ON Semiconductor data sheets and/or specifications can and do vary in different applications and actual performance may vary over time. All operating parameters, including "Typicals" must be validated for each customer application by customer's technical experts. ON Semiconductor does not convey any license under its patent rights nor the rights of others. ON Semiconductor products are not designed, intended, or authorized for use as a critical component in life support systems or any FDA Class 3 medical devices or medical devices with a same or similar classification in a foreign jurisdiction or any devices intended for implantation in the human body. Should Buyer purchase or use ON Semiconductor products for any such unintended or unauthorized application, Buyer shall indemnify and hold ON Semiconductor and its officers, employees, subsidiaries, affiliates, and distributors harmless against all claims, costs, damages, and expenses, and reasonable attorney fees arising out of, directly or indirectly, any claim of personal injury or death associated with such unintended or unauthorized use, even if such claim alleges that ON Semiconductor was negligent regarding the design or manufacture of the part. ON Semiconductor is an Equal Opportunity/Affirmative Action Employer. This literature is subject to all applicable copyright laws and is not for resale in any manner.

## PUBLICATION ORDERING INFORMATION

### LITERATURE FULFILLMENT:

Literature Distribution Center for ON Semiconductor  
19521 E. 32nd Pkwy, Aurora, Colorado 80011 USA  
**Phone:** 303-675-2175 or 800-344-3860 Toll Free USA/Canada  
**Fax:** 303-675-2176 or 800-344-3867 Toll Free USA/Canada  
**Email:** [orderlit@onsemi.com](mailto:orderlit@onsemi.com)

**N. American Technical Support:** 800-282-9855 Toll Free  
USA/Canada  
**Europe, Middle East and Africa Technical Support:**  
Phone: 421 33 790 2910  
**Japan Customer Focus Center**  
Phone: 81-3-5817-1050

**ON Semiconductor Website:** [www.onsemi.com](http://www.onsemi.com)  
**Order Literature:** <http://www.onsemi.com/orderlit>  
For additional information, please contact your local  
Sales Representative