



Is Now Part of



ON Semiconductor®

To learn more about ON Semiconductor, please visit our website at
www.onsemi.com

Please note: As part of the Fairchild Semiconductor integration, some of the Fairchild orderable part numbers will need to change in order to meet ON Semiconductor's system requirements. Since the ON Semiconductor product management systems do not have the ability to manage part nomenclature that utilizes an underscore (_), the underscore (_) in the Fairchild part numbers will be changed to a dash (-). This document may contain device numbers with an underscore (_). Please check the ON Semiconductor website to verify the updated device numbers. The most current and up-to-date ordering information can be found at www.onsemi.com. Please email any questions regarding the system integration to Fairchild_questions@onsemi.com.

ON Semiconductor and the ON Semiconductor logo are trademarks of Semiconductor Components Industries, LLC dba ON Semiconductor or its subsidiaries in the United States and/or other countries. ON Semiconductor owns the rights to a number of patents, trademarks, copyrights, trade secrets, and other intellectual property. A listing of ON Semiconductor's product/patent coverage may be accessed at www.onsemi.com/site/pdf/Patent-Marking.pdf. ON Semiconductor reserves the right to make changes without further notice to any products herein. ON Semiconductor makes no warranty, representation or guarantee regarding the suitability of its products for any particular purpose, nor does ON Semiconductor assume any liability arising out of the application or use of any product or circuit, and specifically disclaims any and all liability, including without limitation special, consequential or incidental damages. Buyer is responsible for its products and applications using ON Semiconductor products, including compliance with all laws, regulations and safety requirements or standards, regardless of any support or applications information provided by ON Semiconductor. "Typical" parameters which may be provided in ON Semiconductor data sheets and/or specifications can and do vary in different applications and actual performance may vary over time. All operating parameters, including "Typicals" must be validated for each customer application by customer's technical experts. ON Semiconductor does not convey any license under its patent rights nor the rights of others. ON Semiconductor products are not designed, intended, or authorized for use as a critical component in life support systems or any FDA Class 3 medical devices or medical devices with a same or similar classification in a foreign jurisdiction or any devices intended for implantation in the human body. Should Buyer purchase or use ON Semiconductor products for any such unintended or unauthorized application, Buyer shall indemnify and hold ON Semiconductor and its officers, employees, subsidiaries, affiliates, and distributors harmless against all claims, costs, damages, and expenses, and reasonable attorney fees arising out of, directly or indirectly, any claim of personal injury or death associated with such unintended or unauthorized use, even if such claim alleges that ON Semiconductor was negligent regarding the design or manufacture of the part. ON Semiconductor is an Equal Opportunity/Affirmative Action Employer. This literature is subject to all applicable copyright laws and is not for resale in any manner.

FSA110 — 具有负信号处理能力及内置下拉电阻的音频和高速 (480Mbps) USB 信号线与开关

特性

- 对于高速USB具有6pF典型开关断开电容
- 对于音频信号具有2.5Ω典型导通电阻
- 音频通道具有负电压信号处理能力
- 可自动检测USB
- 在D+/R, D-/L 端口有断电保护
- 流通引脚无需PCB过孔
- 在非选择通道上内置下拉电阻有效去除音频噪音

应用

- 手机, PDA, 数字相机和笔记本
- LCD显示屏, TV, 和机顶盒

概述

FSA110是双刀单掷开关, 在USB应用中它兼有一条低音频失真路径和低断开电容特征。这种结构对于在单一连接器上共享USB2.0 高速信号和音频信号的线与电路是理想的选择。内部优化的结构设计允许音频输入低于地电平这样在媒体播放器或便携产品设计中USB接口可以被音频输出和USB信号复用。

FSA110被配置成默认的USB状态, 用户可以根据音频设计需要来控制开关的闭合, 音频通道默认关闭并可以通过控制/OE管脚来实现音频通道的激活。FSA110内部有断电保护功能, 适用于当供电电源在0V时有效隔离外部信号。

重要注解:

欲知其它详情, 请联系analogswitch@fairchildsemi.com.

订货信息

订货号码	表面标记	 Eco Status	封装描述
FSA110K8X	A110	Green	8-引脚 US8, JEDEC MO-187, Variation CA, 3.0mm宽的封装
FSA110UMX	GZ	Green	10-引脚, 方型, 超薄模塑无脚封装, 1.4 x 1.8mm

 For Fairchild's definition of Eco Status, please visit: http://www.fairchildsemi.com/company/green/rohs_green.html

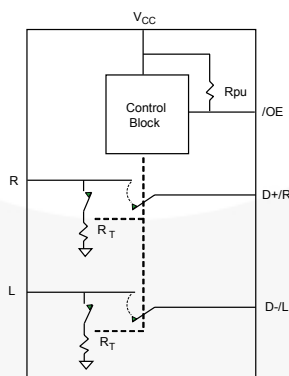


图1: 模拟表达符号

管脚分配图

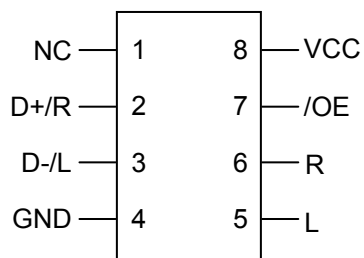


图2: 8管脚的USB

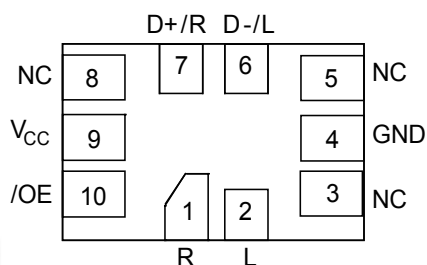


图3: 10管脚的UMLP

管脚描述

名称	描述
V _{CC}	供电电源.
/OE	输出使能, 管脚默认为高平, 在上电时允许使用者关闭音频通道, 音频通道仅在/OE被低平驱动时才连通, 开关默认为USB 模式.
R, L	音频左, 右输入源.
D+/R, D-/L	USB和音频共同连接端.

真值表

V _{CC} /O	E(1)	音频模式 USB	模式
低平		断开	导通
高平	低平	导通	断开
-	高平	断开	导通

注解:

1. 具有内部上拉电阻至 V_{CC} 的/OE提供了一个默认的USB状态, /OE 必须被低电平驱动时才能导通音频路径。

功能描述

FSA110兼有USB和音频的开关，它能够让USB连接器和立体声音频CODEC的输出共享D+/D-线。/OE管脚有内部的上拉电阻，这种电阻起于默认的USB模式结构。这种结构在系统上电时给音频通道提供了内置的静音和不管是否有V_{CC}供电默认的USB模式能够允许系统传送USB数据。当USB开关被连接时这种结构还允许使用者优先USB默认状态和在USB路径上输送模拟音频。在这种结

构中不再需要自动的USB检测器。音频开关通道能够处理负电压信号，消除了对大的耦合电容的需要和大大地减小了潜在的爆破音。在开关处在USB模式时音频R, L端口的终端电阻被启动，这样能够减小在音频路径上的爆破音。

应用框图

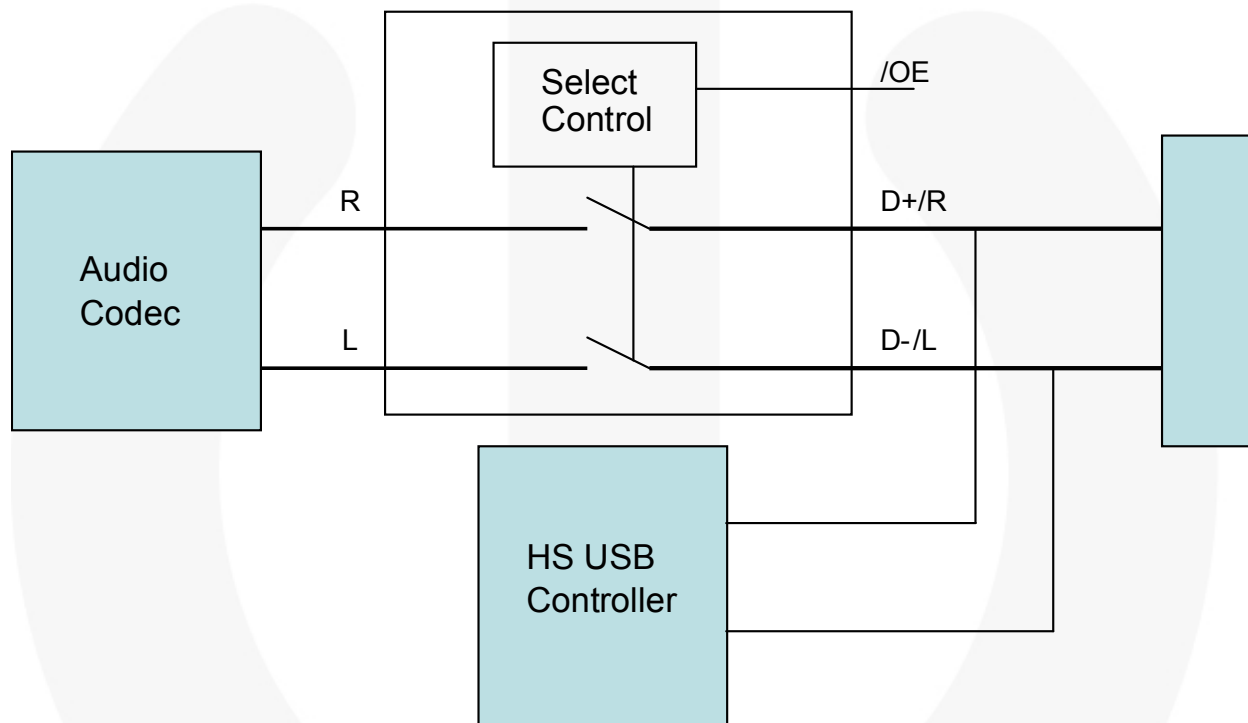


图4. 典型的应用框图

最大绝对额定值

超出绝对最大额定值会破坏设备,设备会不工作或者说不建议设备在和超过建议的工作条件下被操作。另外,过长的暴露超过建议工作条件下会影响设备的可靠性,这种最大绝对额定值仅仅是极端额定值。

表达符号	参数		最小	最大	单位
V_{CC}	供电电压		-0.5	4.6	V
/OE	输出使能控制信号		-0.5	4.6	V
V_{SW}	开关 I/O 电压 ⁽²⁾	USB 路径	-1.0	4.6	V
		音频路径	$V_{CC}-4.6$	4.6	V
I_{IK}	输入钳位二极管电流			-50	mA
I_{SW}	开关 I/O 电流(续)	音频		100	mA
I_{SWPEAK}	峰值开关电流(脉冲持续时间, <10% 占空系数)	音频		150	mA
T_{STG}	保存温度范围		-65	+150	°C
T_J	最高结点温度			+150	°C
T_L	导线温度(焊接, 10秒)			+260	°C
ESD	人体电流模式(JEDEC: JESD22-A114)	I/O 至地	12		kV
		所有管脚	2		
		V_{CC} 至地	12		
	充放电模式 (JEDEC-JESD-C101)	2			

注解:

2. 如输入及输出二极管电流额定值均达到时则可能会超出输入及输出负额定值。

推荐工作条件

推荐工作条件表中定义的是实际元件工作的条件。推荐工作条件指定用于保证实现数据表规范的最佳性能, Fairchild 建议不得超出以上值或设计至最大绝对额定值。

表达符号	参数		最小	最大	单位
V_{CC}	供电电压		2.7	4.3	V
/OE	输出使能控制信号		3.0	4.3	V
V_{SW}	开关输入/输出电压	USB路径使能	0	4.3	V
		音频路径使能	$V_{CC}-4.3$	4.3	V
T_A	操作温度		-40	+85	°C

DC电气特性

如未另外说明均为25°C下的标准值

表达符号	参数	V _{CC} (V)	条件	T _A = -40 至 +85°C			单位
				最小	典型 ⁽⁶⁾	最大	
共同管脚							
V _{IK}	钳位二极管电压	3.0	I _{IK} = -18mA			-1.2	V
V _{IH}	控制输入电压高电平	2.7 至 4.3		1.7			
V _{IL}	控制输入电压低电平	2.7 至 4.3				0.6	
			V _{IN} = 4.3V	1		-1	
I _{OFF}	断开漏电流 (共同端口仅为D+/R, D-/L)	0	共同端(D+/R, D-/L) V _{SW} = 4.3V或悬浮	-10		10	μA
I _{NC(ON)}	D+/R 或 D-/L端口导通漏电流	4.3	D+/R, D-/L = 0.3V, 4.0V D+, D-, R, L = 悬浮 Figure 10	-250	1	250	nA
R _{Pu}	/OE端内部上拉电阻	4.3			3		MΩ
R _T	音频路径终端电阻	4.3	V _{IN} =0.3V 或 4.0V		100		Ω
音频开关路径							
V _{Audio}	音频模拟信号范围	2.7 至 4.3		V _{CC} - 4.3V		V _{CC}	V
R _{ONAudio}	音频开关导通电阻 ⁽³⁾	2.7	V _{L/R} = -1.5V, 0V, 1.5V I _{ON} = 60mA		1.5	3.0	Ω
ΔR _{ONAudio}	音频ΔR _{ON} ⁽⁴⁾	2.7	V _{L/R} = 0.7V I _{ON} = 60mA		0.4		Ω
R _{FLAT(Audio)}	音频R _{ON} 平坦度 ⁽⁵⁾	2.7	V _{SW} =-1.5V 至 1.5V I _{ON} = 60mA		0.4	0.8	Ω
供电电源							
I _{CC}	静态工作电流	4.3	/OE = 低平或V _{CC} , I _{OUT} = 0		1.5	15.0	μA

注解:

- 导通电阻由开关指定电流下A、B管脚之间的电压降决定。
- Δ R_{ON}=R_{ON max} - R_{ON min}在相同V_{CC}、温度及电压下测得，最差条件下的信号路径—音频或USB通道均被表征。
- 平坦度定义为各种条件指定范围内ON电阻最大值与最小值之间的差值。
- 由特性保证而非产品试验。

AC电气特性

如未另外说明均为25°C下的标准值。

表达符号	参数	V _{CC} (V)	条件	T _A = -40 to +85°C			单位
				最小	典型 ⁽⁷⁾	最大	
t _{ON}	开启时间, /OE至输出	2.7 至 4.3	V _{D+/R, D-/L} = 1.0V R _L = 50Ω, C _L = 50pF Figures 11, 12, 13		2		μs
t _{OFF}	关闭时间, /OE至输出	2.7 至 4.3	V _{D+/R, D-/L} = 1.0V R _L = 50Ω, C _L = 50pF Figures 11, 12, 13		2		μs
Xtalk	非相邻通道串扰 (音频模式)	3.3 至 4.3	f = 20kHz, R _T = 32Ω, C _L = 0pF Figure 18		-75		dB
THD	总谐波失真 (音频模式)	3.0 至 4.3	f = 20Hz to 20 kHz R _L = 32Ω, V _{IN} = 2V _{pp} Figure 16		0.05		%
SNR	信号噪声比 (音频模式)	3.3 至 4.3	f = 20kHz to 20kHz, R _L = 32Ω, V _{IN} = 2V _{pp} Figure 16		80		dB

注解:

7. 由特性保证而非产品试验。

电容

如未另外说明均为25°C下的标准值

表达符号	参数	V _{CC} (V)	条件	T _A = -40 至 +85°C			单位
				最小	典型 ⁽⁸⁾	最大	
C _{IN}	控制端输入电容	3.0 至 4.3	V _{BIAS} = 0.2V		2.5		pF
C _{OFF}	开关断开电容	3.0 至 4.3	f = 240MHz Figure 14		6.0		pF

注解:

8. 由特性保证而非产品试验。

典型特性

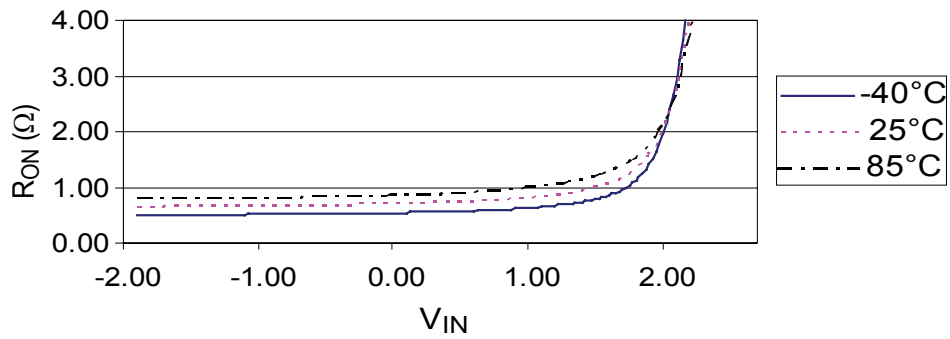


图5. R_{ON} 音频, $V_{CC}=2.7V$

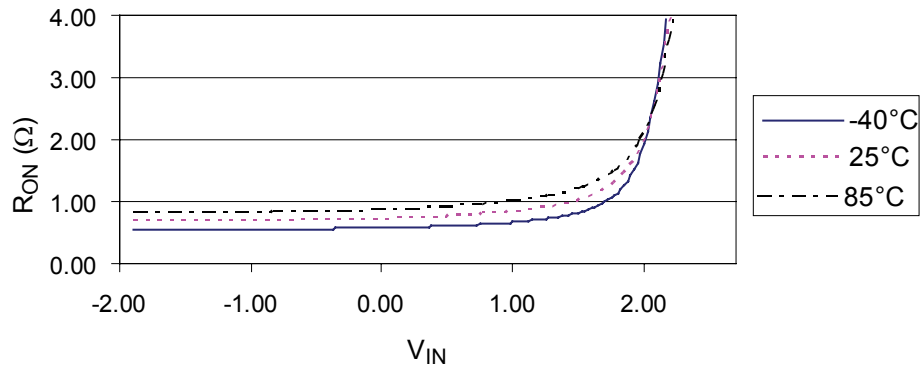


图6. R_{ON} 音频, $V_{CC}=2.7V$

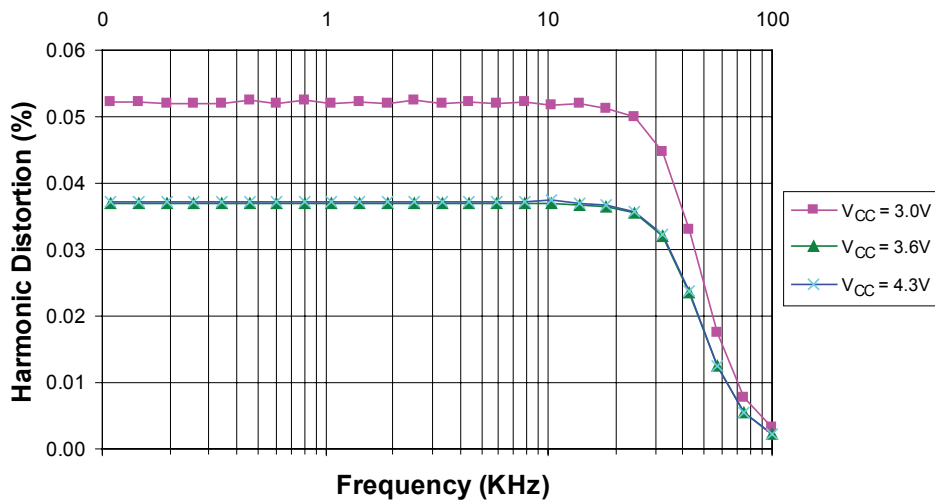


图7. 总谐波失真

测试图

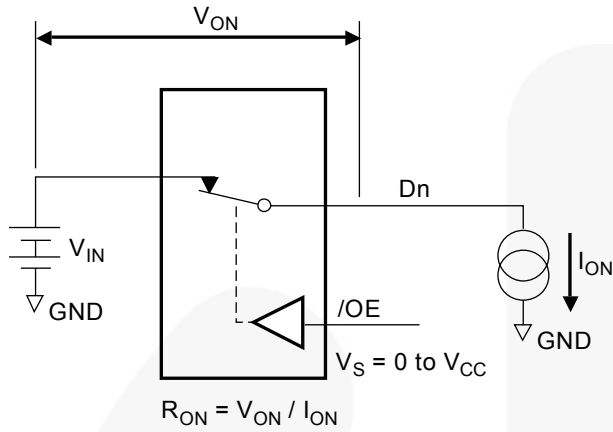


图8. 导通电阻

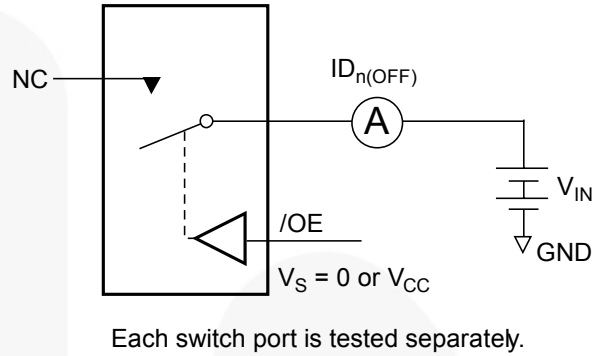


图9. 断开漏电流

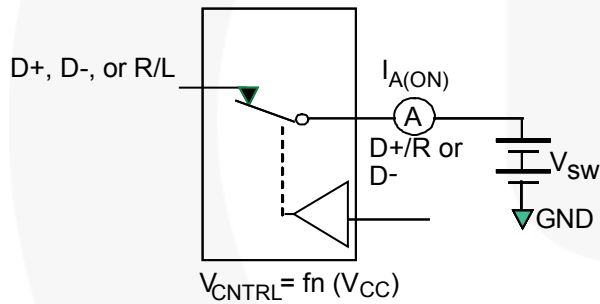
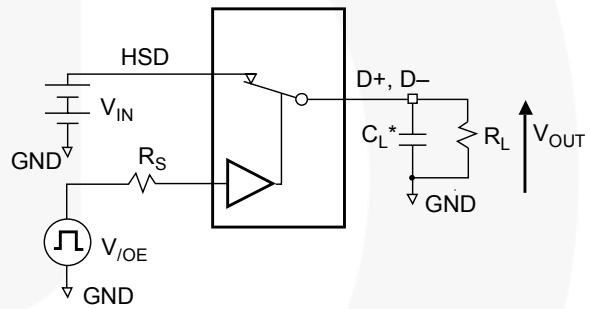


图10. 导通漏电流



R_L , R_S , and C_L are functions of the application environment (see tables for specific values).

* C_L includes test fixture and stray capacitance.

图11.AC测试电路负载

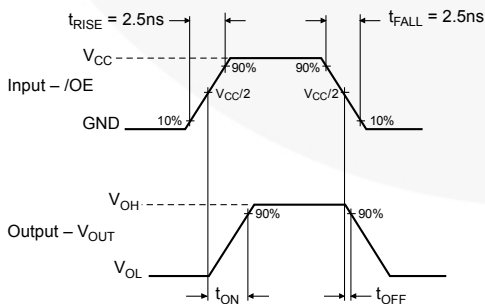


图12. 开启/ 关闭波形

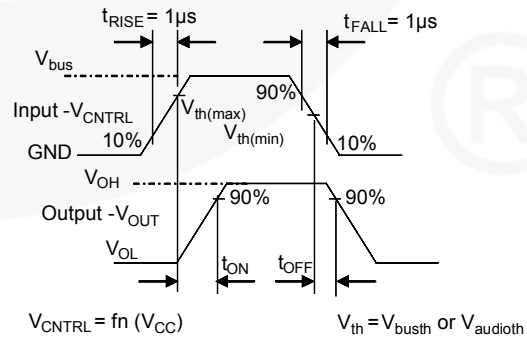


图13. 开启/ 关闭波形

测试图(续)

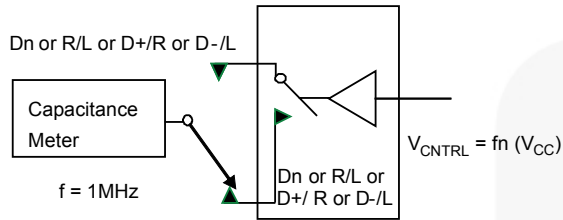


图14.通道断开电容

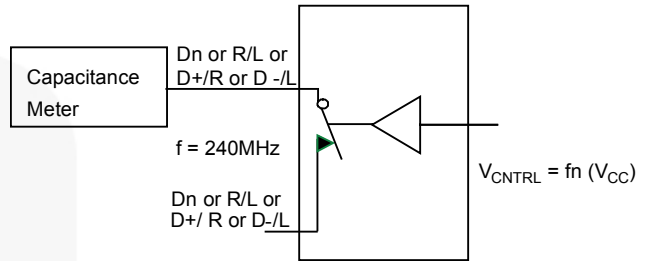


图15.通道导通电容

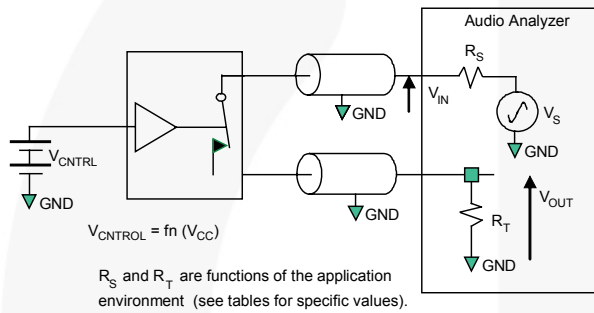


图16.总谐波失真

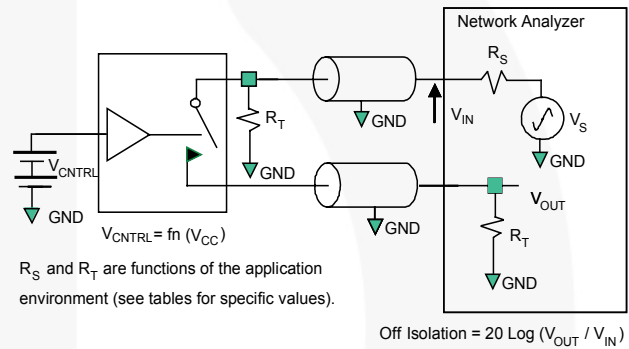


图17.通道隔离度

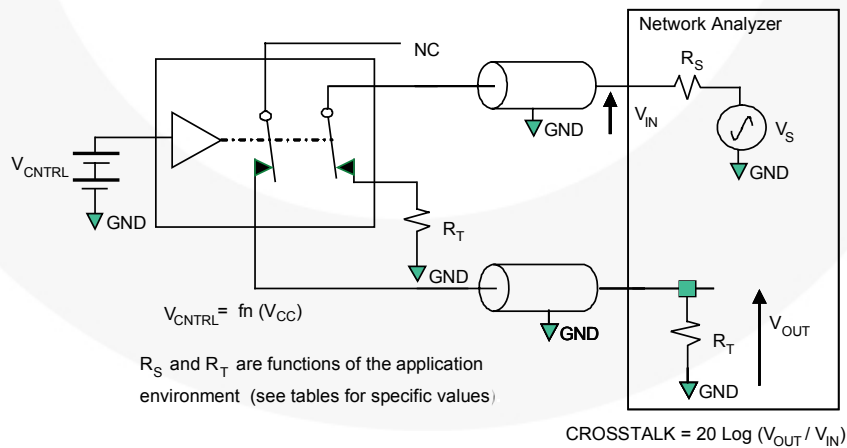
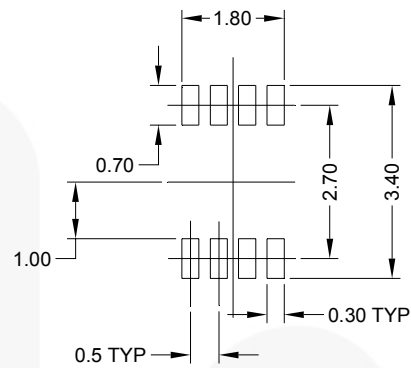
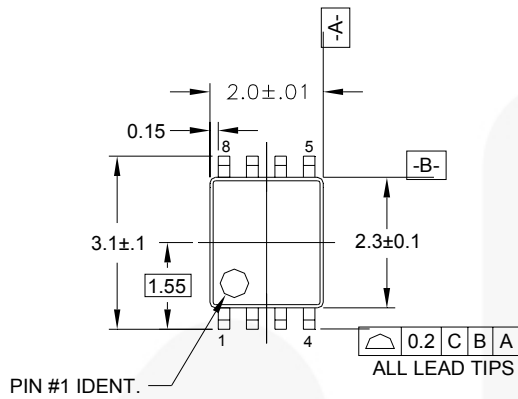
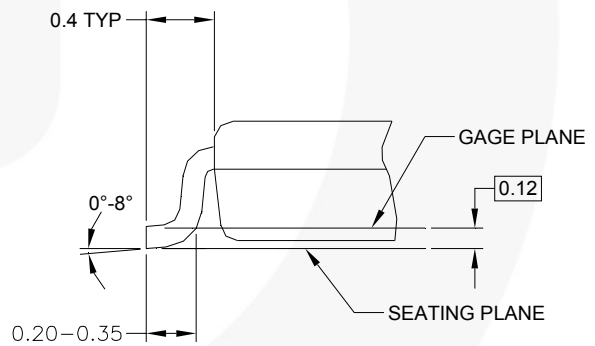
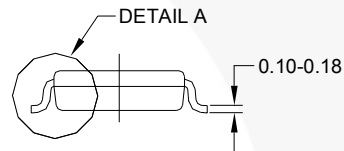
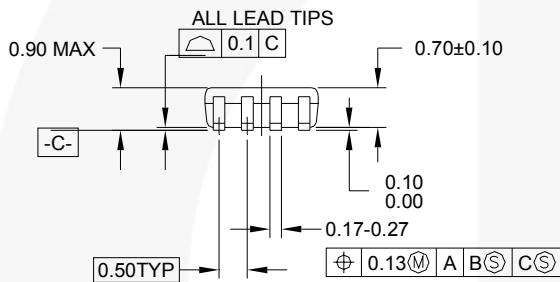


图18.非相邻通道之间的串扰

物理尺寸



LAND PATTERN RECOMMENDATION



DETAIL A

NOTES:

- A. CONFORMS TO JEDEC REGISTRATION MO-187
- B. DIMENSIONS ARE IN MILLIMETERS.
- C. DIMENSIONS ARE EXCLUSIVE OF BURRS, MOLD FLASH, AND TIE BAR EXTRUSIONS.
- D. DIMENSIONS AND TOLERANCES PER ANSI Y14.5M, 1982.

MAB08AREVC

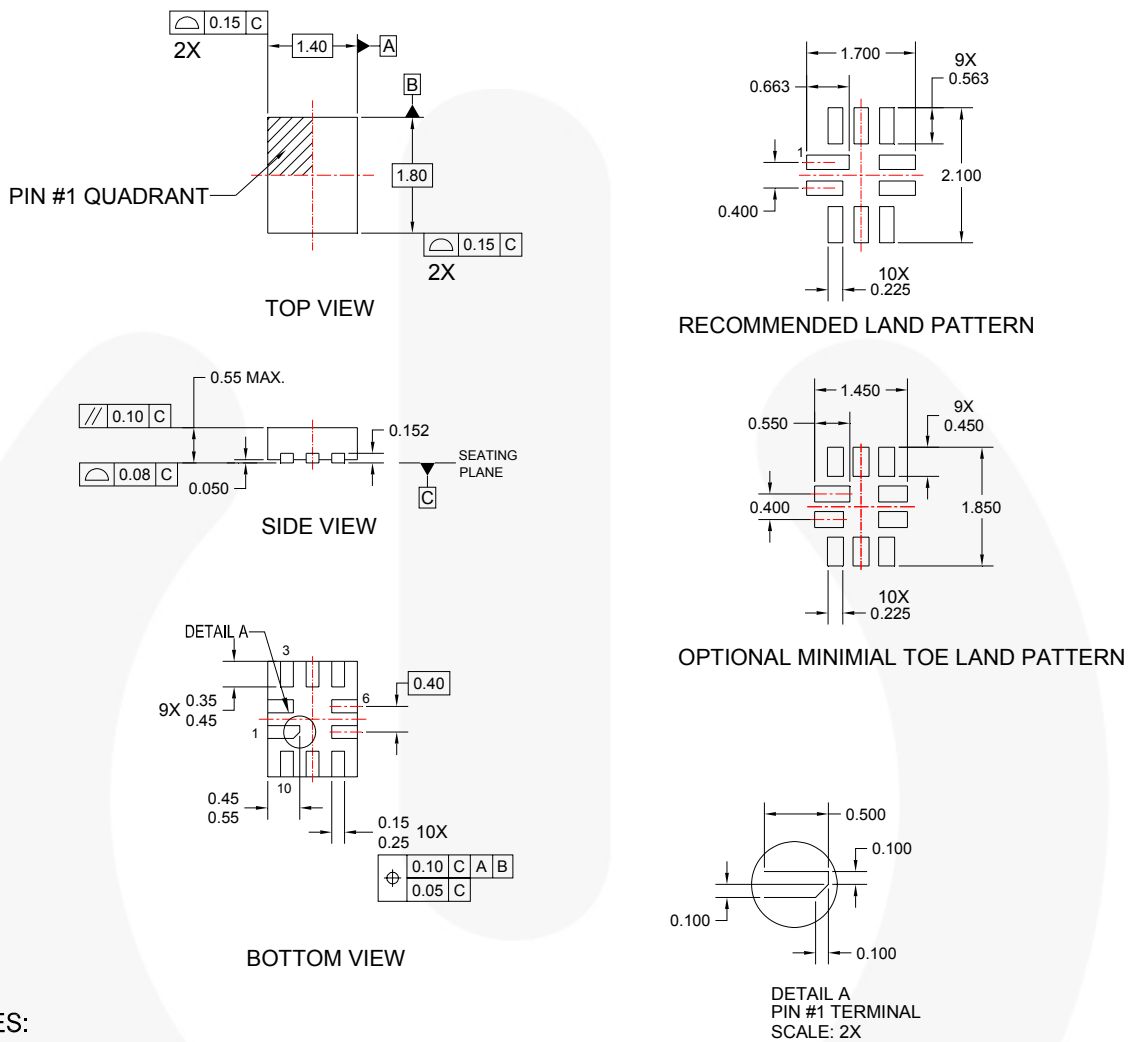
图19. 8-引脚 US8, JEDEC MO-187, Variation CA, 3.0mm宽的封装

Package drawings are provided as a service to customers considering Fairchild components. Drawings may change in any manner without notice. Please note the revision and/or date on the drawing and contact a Fairchild Semiconductor representative to verify or obtain the most recent revision. Package specifications do not expand the terms of Fairchild's worldwide terms and conditions, specifically the warranty therein, which covers Fairchild products.

Always visit Fairchild Semiconductor's online packaging area for the most recent package drawings:

<http://www.fairchildsemi.com/packaging/>

物理尺寸



NOTES:

- A. DIMENSIONS ARE IN MILLIMETERS.
- B. DIMENSIONS AND TOLERANCES PER ASME Y14.5M, 1994
- C. DRAWING FILENAME: UMLP10Arev2

图20. 10引脚的方型, 超薄模塑无脚封装(MLP)

Package drawings are provided as a service to customers considering Fairchild components. Drawings may change in any manner without notice. Please note the revision and/or date on the drawing and contact a Fairchild Semiconductor representative to verify or obtain the most recent revision. Package specifications do not expand the terms of Fairchild's worldwide terms and conditions, specifically the warranty therein, which covers Fairchild products.

Always visit Fairchild Semiconductor's online packaging area for the most recent package drawings:

<http://www.fairchildsemi.com/packaging/>.



TRADEMARKS

The following includes registered and unregistered trademarks and service marks, owned by Fairchild Semiconductor and/or its global subsidiaries, and is not intended to be an exhaustive list of all such trademarks.

AccuPower™
 Auto-SPM™
 Build it Now™
 CorePLUS™
 CorePOWER™
 CROSSVOLT™
 CTL™
 Current Transfer Logic™
 DEUXPEED®
 EcoSPARK®
 EfficientMax™
 EZSWITCH™

 Fairchild®
 Fairchild Semiconductor®
 FACT Quiet Series™
 FACT®
 FAST®
 FastvCore™
 FETBench™

FlashWriter®*
 FPS™
 F-PFS™
 FRFET®
 Global Power Resource™
 Green FPS™
 Green FPST™ e-Series™
 Gmax™
 GTO™
 IntelliMAX™
 ISOPLANAR™
 MegaBuck™
 MICROCOUPLER™
 MicroFET™
 MicroPak™
 MillerDrive™
 MotionMax™
 Motion-SPM™
 OPTOLOGIC®
 OPTOPLANAR®

 PDP SPM™

Power-SPM™
 PowerTrench®
 PowerX™
 Programmable Active Droop™
 QFET®
 QST™
 Quiet Series™
 RapidConfigure™

 Saving our world, 1mV/W/KW at a time™
 SignalWise™
 SmartMax™
 SMART START™
 SPM®
 STEALTH™
 SuperFET™
 SuperSOT™-3
 SuperSOT™-6
 SuperSOT™-8
 SupreMOS™
 SyncFET™
 Sync-Lock™

 SYSTEM GENERAL®
 The Power Franchise®

 TinyBoost™
 TinyBuck™
 TinyCalc™
 TinyLogic®
 TINYOPTO™
 TinyPower™
 TinyPWM™
 TinyWire™
 TriFault Detect™
 TRUECURRENT™*
 μSerDes™

 UHC®
 Ultra FRFET™
 UniFET™
 VCX™
 VisualMax™
 XST™

* Trademarks of System General Corporation, used under license by Fairchild Semiconductor.

DISCLAIMER

FAIRCHILD SEMICONDUCTOR RESERVES THE RIGHT TO MAKE CHANGES WITHOUT FURTHER NOTICE TO ANY PRODUCTS HEREIN TO IMPROVE RELIABILITY, FUNCTION, OR DESIGN. FAIRCHILD DOES NOT ASSUME ANY LIABILITY ARISING OUT OF THE APPLICATION OR USE OF ANY PRODUCT OR CIRCUIT DESCRIBED HEREIN; NEITHER DOES IT CONVEY ANY LICENSE UNDER ITS PATENT RIGHTS, NOR THE RIGHTS OF OTHERS. THESE SPECIFICATIONS DO NOT EXPAND THE TERMS OF FAIRCHILD'S WORLDWIDE TERMS AND CONDITIONS, SPECIFICALLY THE WARRANTY THEREIN, WHICH COVERS THESE PRODUCTS.

LIFE SUPPORT POLICY

FAIRCHILD'S PRODUCTS ARE NOT AUTHORIZED FOR USE AS CRITICAL COMPONENTS IN LIFE SUPPORT DEVICES OR SYSTEMS WITHOUT THE EXPRESS WRITTEN APPROVAL OF FAIRCHILD SEMICONDUCTOR CORPORATION.

As used herein:

1. Life support devices or systems are devices or systems which, (a) are intended for surgical implant into the body or (b) support or sustain life, and (c) whose failure to perform when properly used in accordance with instructions for use provided in the labeling, can be reasonably expected to result in a significant injury of the user.
2. A critical component in any component of a life support, device, or system whose failure to perform can be reasonably expected to cause the failure of the life support device or system, or to affect its safety or effectiveness.

ANTI-COUNTERFEITING POLICY

Fairchild Semiconductor Corporation's Anti-Counterfeiting Policy. Fairchild's Anti-Counterfeiting Policy is also stated on our external website, www.fairchildsemi.com, under Sales Support.

Counterfeiting of semiconductor parts is a growing problem in the industry. All manufacturers of semiconductor products are experiencing counterfeiting of their parts. Customers who inadvertently purchase counterfeit parts experience many problems such as loss of brand reputation, substandard performance, failed applications, and increased cost of production and manufacturing delays. Fairchild is taking strong measures to protect ourselves and our customers from the proliferation of counterfeit parts. Fairchild strongly encourages customers to purchase Fairchild parts either directly from Fairchild or from Authorized Fairchild Distributors who are listed by country on our web page cited above. Products customers buy either from Fairchild directly or from Authorized Fairchild Distributors are genuine parts, have full traceability, meet Fairchild's quality standards for handling and storage and provide access to Fairchild's full range of up-to-date technical and product information. Fairchild and our Authorized Distributors will stand behind all warranties and will appropriately address any warranty issues that may arise. Fairchild will not provide any warranty coverage or other assistance for parts bought from Unauthorized Sources. Fairchild is committed to combat this global problem and encourage our customers to do their part in stopping this practice by buying direct or from authorized distributors.

PRODUCT STATUS DEFINITIONS

Definition of Terms

Datasheet Identification	Product Status	Definition
Advance Information	Formative / In Design	Datasheet contains the design specifications for product development. Specifications may change in any manner without notice.
Preliminary	First Production	Datasheet contains preliminary data; supplementary data will be published at a later date. Fairchild Semiconductor reserves the right to make changes at any time without notice to improve design.
No Identification Needed	Full Production	Datasheet contains final specifications. Fairchild Semiconductor reserves the right to make changes at any time without notice to improve the design.
Obsolete	Not In Production	Datasheet contains specifications on a product that is discontinued by Fairchild Semiconductor. The datasheet is for reference information only.

Rev. I44

ON Semiconductor and  are trademarks of Semiconductor Components Industries, LLC dba ON Semiconductor or its subsidiaries in the United States and/or other countries. ON Semiconductor owns the rights to a number of patents, trademarks, copyrights, trade secrets, and other intellectual property. A listing of ON Semiconductor's product/patent coverage may be accessed at www.onsemi.com/site/pdf/Patent-Marking.pdf. ON Semiconductor reserves the right to make changes without further notice to any products herein. ON Semiconductor makes no warranty, representation or guarantee regarding the suitability of its products for any particular purpose, nor does ON Semiconductor assume any liability arising out of the application or use of any product or circuit, and specifically disclaims any and all liability, including without limitation special, consequential or incidental damages. Buyer is responsible for its products and applications using ON Semiconductor products, including compliance with all laws, regulations and safety requirements or standards, regardless of any support or applications information provided by ON Semiconductor. "Typical" parameters which may be provided in ON Semiconductor data sheets and/or specifications can and do vary in different applications and actual performance may vary over time. All operating parameters, including "Typicals" must be validated for each customer application by customer's technical experts. ON Semiconductor does not convey any license under its patent rights nor the rights of others. ON Semiconductor products are not designed, intended, or authorized for use as a critical component in life support systems or any FDA Class 3 medical devices or medical devices with a same or similar classification in a foreign jurisdiction or any devices intended for implantation in the human body. Should Buyer purchase or use ON Semiconductor products for any such unintended or unauthorized application, Buyer shall indemnify and hold ON Semiconductor and its officers, employees, subsidiaries, affiliates, and distributors harmless against all claims, costs, damages, and expenses, and reasonable attorney fees arising out of, directly or indirectly, any claim of personal injury or death associated with such unintended or unauthorized use, even if such claim alleges that ON Semiconductor was negligent regarding the design or manufacture of the part. ON Semiconductor is an Equal Opportunity/Affirmative Action Employer. This literature is subject to all applicable copyright laws and is not for resale in any manner.

PUBLICATION ORDERING INFORMATION

LITERATURE FULFILLMENT:

Literature Distribution Center for ON Semiconductor
19521 E. 32nd Pkwy, Aurora, Colorado 80011 USA
Phone: 303-675-2175 or 800-344-3860 Toll Free USA/Canada
Fax: 303-675-2176 or 800-344-3867 Toll Free USA/Canada
Email: orderlit@onsemi.com

N. American Technical Support: 800-282-9855 Toll Free
USA/Canada
Europe, Middle East and Africa Technical Support:
Phone: 421 33 790 2910
Japan Customer Focus Center
Phone: 81-3-5817-1050

ON Semiconductor Website: www.onsemi.com
Order Literature: <http://www.onsemi.com/orderlit>
For additional information, please contact your local
Sales Representative