



Is Now Part of



ON Semiconductor®

To learn more about ON Semiconductor, please visit our website at
www.onsemi.com

Please note: As part of the Fairchild Semiconductor integration, some of the Fairchild orderable part numbers will need to change in order to meet ON Semiconductor's system requirements. Since the ON Semiconductor product management systems do not have the ability to manage part nomenclature that utilizes an underscore (_), the underscore (_) in the Fairchild part numbers will be changed to a dash (-). This document may contain device numbers with an underscore (_). Please check the ON Semiconductor website to verify the updated device numbers. The most current and up-to-date ordering information can be found at www.onsemi.com. Please email any questions regarding the system integration to Fairchild_questions@onsemi.com.

ON Semiconductor and the ON Semiconductor logo are trademarks of Semiconductor Components Industries, LLC dba ON Semiconductor or its subsidiaries in the United States and/or other countries. ON Semiconductor owns the rights to a number of patents, trademarks, copyrights, trade secrets, and other intellectual property. A listing of ON Semiconductor's product/patent coverage may be accessed at www.onsemi.com/site/pdf/Patent-Marking.pdf. ON Semiconductor reserves the right to make changes without further notice to any products herein. ON Semiconductor makes no warranty, representation or guarantee regarding the suitability of its products for any particular purpose, nor does ON Semiconductor assume any liability arising out of the application or use of any product or circuit, and specifically disclaims any and all liability, including without limitation special, consequential or incidental damages. Buyer is responsible for its products and applications using ON Semiconductor products, including compliance with all laws, regulations and safety requirements or standards, regardless of any support or applications information provided by ON Semiconductor. "Typical" parameters which may be provided in ON Semiconductor data sheets and/or specifications can and do vary in different applications and actual performance may vary over time. All operating parameters, including "Typicals" must be validated for each customer application by customer's technical experts. ON Semiconductor does not convey any license under its patent rights nor the rights of others. ON Semiconductor products are not designed, intended, or authorized for use as a critical component in life support systems or any FDA Class 3 medical devices or medical devices with a same or similar classification in a foreign jurisdiction or any devices intended for implantation in the human body. Should Buyer purchase or use ON Semiconductor products for any such unintended or unauthorized application, Buyer shall indemnify and hold ON Semiconductor and its officers, employees, subsidiaries, affiliates, and distributors harmless against all claims, costs, damages, and expenses, and reasonable attorney fees arising out of, directly or indirectly, any claim of personal injury or death associated with such unintended or unauthorized use, even if such claim alleges that ON Semiconductor was negligent regarding the design or manufacture of the part. ON Semiconductor is an Equal Opportunity/Affirmative Action Employer. This literature is subject to all applicable copyright laws and is not for resale in any manner.

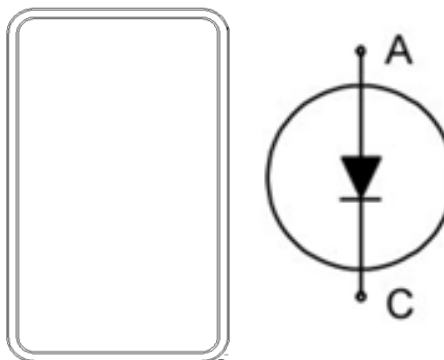


PCRKA16065F8

650V / 160A Extremefast Diode

Features

- AEC-Q101 Qualified
- Maximum Junction Temperature 175°C
- Extremefast Technology with Soft Recovery
- Low Forward Voltage ($V_F = 1.4V$ (Typ) @ $I_F = 160A$)



Applications

- Automotive Traction Modules
- General Power Modules

Ordering Information

P/N	PCRKA16065F8	
Packing	Wafer (Saw-On-Foil)	
	mils	μm
Die Size	165 X 283	4,200 X 7,200
Anode Area	145 x 263	3,678 x 6,678
Scribe Lane	3.14	80
Die thickness	3	77
Top Metal	Al (0.5% Cu)	
Back Metal	VNi/Ag	
Topside Passivation	Silicon Nitride Plus Polyimide	
Wafer diameter	200mm	
Max. Possible Die per Wafer	788	

Absolute Maximum Ratings ($T_{VJ} = 25^{\circ}\text{C}$ unless otherwise specified)

Symbol	Parameter	Ratings	Units
V_R	Voltage Cathode to Anode	650	V
I_F	Continuous Forward Current	(Note 1)	A
T_{VJ}	Junction Temperature Range	-55 to +175	$^{\circ}\text{C}$
	Operating Junction Temperature	-55 to +150	$^{\circ}\text{C}$
Tstg	Storage Temperature Range	+17 to +25	$^{\circ}\text{C}$

Notes:

1: Depends on the thermal properties of assembly

Electrical Characteristics of the Diode ($T_{VJ} = 25^{\circ}\text{C}$ unless otherwise specified)

Symbol	Parameter	Test Conditions	Min.	Typ.	Max.	Units
Static Characteristics (Tested on wafer)						
I_R	Reverse Current	$V_R = 650\text{V}$	-	-	30	μA
V_{BR}	Breakdown Voltage	$I_R = 1\text{mA}$	650	-	-	V
V_F	Forward Voltage	$I_F = 100\text{A}$	0.7	1.21	1.75	V

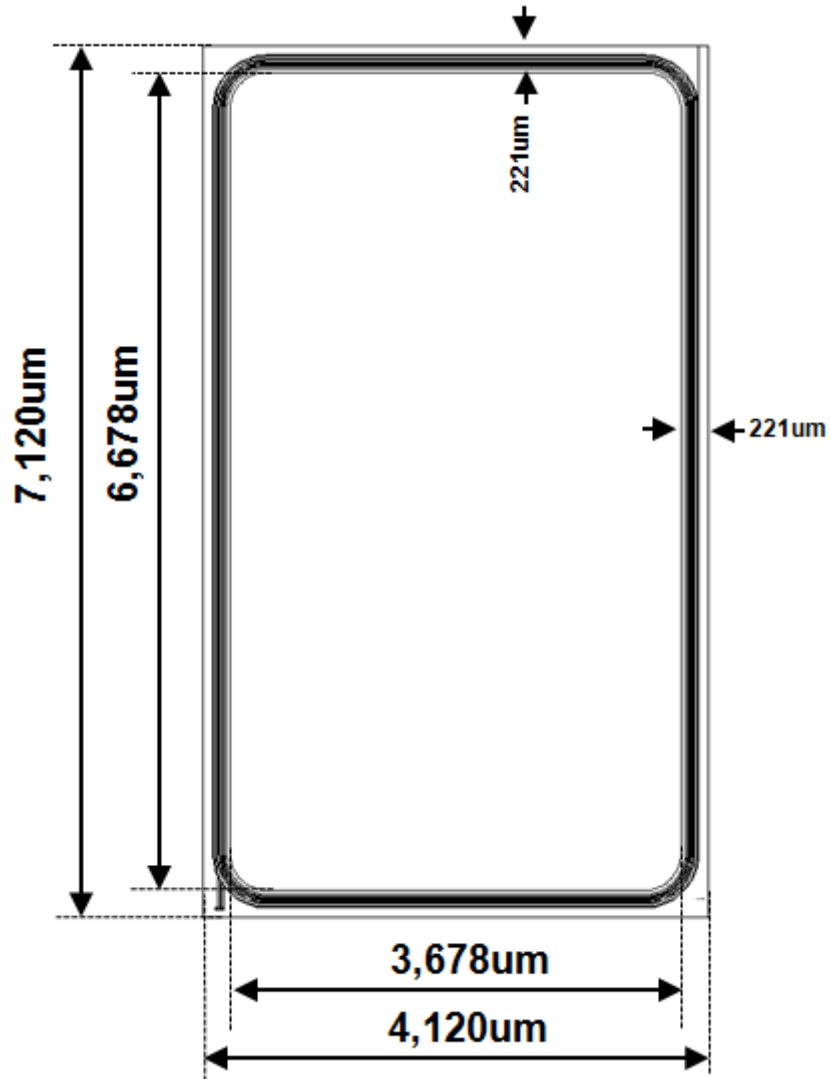
Electrical Characteristics (Not subject to production test, verified by design /characterization)

Symbol	Parameter	Test Conditions	Min.	Typ.	Max.	Units
I_R	Reverse Current	$V_R = 650\text{V}, T_{VJ} = 175^{\circ}\text{C}$	-	600	-	μA
V_F	Forward Voltage	$I_F = 160\text{A}$	-	1.4	1.9	V
		$I_F = 160\text{A}, T_{VJ} = 175^{\circ}\text{C}$	-	1.35	-	V
Q_{rr}	Reverse Recovery Charge	$I_F = 160\text{A}, V_R = 400\text{V},$ $dI_F/dt = 1000\text{A}/\mu\text{s}, T_{VJ} = 25^{\circ}\text{C}$	-	3.3	-	μC
I_{rr}	Reverse Recovery Current		-	50	-	A
T_{rr}	Reverse Recovery Time		-	132	-	ns
Q_{rr}	Reverse Recovery Charge	$I_F = 160\text{A}, V_R = 400\text{V},$ $dI_F/dt = 1000\text{A}/\mu\text{s}, T_{VJ} = 175^{\circ}\text{C}$	-	12.5	-	μC
I_{rr}	Reverse Recovery Current		-	101.7	-	A
T_{rr}	Reverse Recovery Time		-	245	-	ns

For ordering, technique and other information on Fairchild automotive bare die products, please contact automotivedie@fairchildsemi.com



Physical Dimensions








PCRKA16065F8 650V/160A Extremefast Diode



TRADEMARKS

The following includes registered and unregistered trademarks and service marks, owned by Fairchild Semiconductor and/or its global subsidiaries, and is not intended to be an exhaustive list of all such trademarks.

- | | | | |
|--|---|---|--|
| AccuPower™ | F-PFS™ | OPTOPLANAR® | 
SYSTEM GENERAL®
TinyBoost®
TinyBuck®
TinyCalc™
TinyLogic®
TINYOPTO™
TinyPower™
TinyPWM™
TinyWire™
TranSiC™
TriFault Detect™
TRUECURRENT®*
μSerDes™

SerDes™
UHC®
Ultra FRFET™
UniFET™
VCX™
VisualMax™
VoltagePlus™
XS™
Xsens™
仙童® |
| AttitudeEngine™ | FRFET® |  Power Supply WebDesigner™ | |
| Awinda® | Global Power ResourceSM | PowerTrench® | |
| AX-CAP®* | GreenBridge™ | PowerXS™ | |
| BitSiC™ | Green FPS™ | Programmable Active Droop™ | |
| Build it Now™ | Green FPS™ e-Series™ | QFET® | |
| CorePLUS™ | Gmax™ | QS™ | |
| CorePOWER™ | GTO™ | Quiet Series™ | |
| CROSSVOLT™ | IntelliMAX™ | RapidConfigure™ | |
| CTL™ | ISOPLANAR™ |  Saving our world, 1mW/W/kW at a time™ | |
| Current Transfer Logic™ | Marking Small Speakers Sound Louder and Better™ | SignalWise™ | |
| DEUXPEED® | MegaBuck™ | SmartMax™ | |
| Dual Cool™ | MICROCOUPLER™ | SMART START™ | |
| EcoSPARK® | MicroFET™ | Solutions for Your Success™ | |
| EfficientMax™ | MicroPak™ | SPM® | |
| ESBC™ | MicroPak2™ | STEALTH™ | |
|  Fairchild® | MillerDrive™ | SuperFET® | |
| Fairchild Semiconductor® | MotionMax™ | SuperSOT™-3 | |
| FACT Quiet Series™ | MotionGrid® | SuperSOT™-6 | |
| FACT® | MTI® | SuperSOT™-8 | |
| FastvCore™ | MTx® | SupreMOS® | |
| FETBench™ | MVN® | SyncFET™ | |
| FPS™ | mWSaver® | Sync-Lock™ | |
| | OptoHiT™ | | |
| | OPTOLOGIC® | | |

*Trademarks of System General Corporation, used under license by Fairchild Semiconductor.

DISCLAIMER

FAIRCHILD SEMICONDUCTOR RESERVES THE RIGHT TO MAKE CHANGES WITHOUT FURTHER NOTICE TO ANY PRODUCTS HEREIN TO IMPROVE RELIABILITY, FUNCTION, OR DESIGN. TO OBTAIN THE LATEST, MOST UP-TO-DATE DATASHEET AND PRODUCT INFORMATION, VISIT OUR WEBSITE AT [HTTP://WWW.FAIRCHILDSEMI.COM](http://www.fairchildsemi.com). FAIRCHILD DOES NOT ASSUME ANY LIABILITY ARISING OUT OF THE APPLICATION OR USE OF ANY PRODUCT OR CIRCUIT DESCRIBED HEREIN; NEITHER DOES IT CONVEY ANY LICENSE UNDER ITS PATENT RIGHTS, NOR THE RIGHTS OF OTHERS. THESE SPECIFICATIONS DO NOT EXPAND THE TERMS OF FAIRCHILD'S WORLDWIDE TERMS AND CONDITIONS, SPECIFICALLY THE WARRANTY THEREIN, WHICH COVERS THESE PRODUCTS.

AUTHORIZED USE

Unless otherwise specified in this data sheet, this product is a standard commercial product and is not intended for use in applications that require extraordinary levels of quality and reliability. This product may not be used in the following applications, unless specifically approved in writing by a Fairchild officer: (1) automotive or other transportation, (2) military/aerospace, (3) any safety critical application – including life critical medical equipment – where the failure of the Fairchild product reasonably would be expected to result in personal injury, death or property damage. Customer's use of this product is subject to agreement of this Authorized Use policy. In the event of an unauthorized use of Fairchild's product, Fairchild accepts no liability in the event of product failure. In other respects, this product shall be subject to Fairchild's Worldwide Terms and Conditions of Sale, unless a separate agreement has been signed by both Parties.

ANTI-COUNTERFEITING POLICY

Fairchild Semiconductor Corporation's Anti-Counterfeiting Policy. Fairchild's Anti-Counterfeiting Policy is also stated on our external website, www.fairchildsemi.com, under Terms of Use. Counterfeiting of semiconductor parts is a growing problem in the industry. All manufacturers of semiconductor products are experiencing counterfeiting of their parts. Customers who inadvertently purchase counterfeit parts experience many problems such as loss of brand reputation, substandard performance, failed applications, and increased cost of production and manufacturing delays. Fairchild is taking strong measures to protect ourselves and our customers from the proliferation of counterfeit parts. Fairchild strongly encourages customers to purchase Fairchild parts either directly from Fairchild or from Authorized Fairchild Distributors who are listed by country on our web page cited above. Products customers buy either from Fairchild directly or from Authorized Fairchild Distributors are genuine parts, have full traceability, meet Fairchild's quality standards for handling and storage and provide access to Fairchild's full range of up-to-date technical and product information. Fairchild and our Authorized Distributors will stand behind all warranties and will appropriately address and warranty issues that may arise. Fairchild will not provide any warranty coverage or other assistance for parts bought from Unauthorized Sources. Fairchild is committed to combat this global problem and encourage our customers to do their part in stopping this practice by buying direct or from authorized distributors.

PRODUCT STATUS DEFINITIONS

Definition of Terms

Datasheet Identification	Product Status	Definition
Advance Information	Formative / In Design	Datasheet contains the design specifications for product development. Specifications may change in any manner without notice.
Preliminary	First Production	Datasheet contains preliminary data; supplementary data will be published at a later date. Fairchild Semiconductor reserves the right to make changes at any time without notice to improve design.
No Identification Needed	Full Production	Datasheet contains final specifications. Fairchild Semiconductor reserves the right to make changes at any time without notice to improve the design.
Obsolete	Not In Production	Datasheet contains specifications on a product that is discontinued by Fairchild Semiconductor. The datasheet is for reference information only.

ON Semiconductor and  are trademarks of Semiconductor Components Industries, LLC dba ON Semiconductor or its subsidiaries in the United States and/or other countries. ON Semiconductor owns the rights to a number of patents, trademarks, copyrights, trade secrets, and other intellectual property. A listing of ON Semiconductor's product/patent coverage may be accessed at www.onsemi.com/site/pdf/Patent-Marking.pdf. ON Semiconductor reserves the right to make changes without further notice to any products herein. ON Semiconductor makes no warranty, representation or guarantee regarding the suitability of its products for any particular purpose, nor does ON Semiconductor assume any liability arising out of the application or use of any product or circuit, and specifically disclaims any and all liability, including without limitation special, consequential or incidental damages. Buyer is responsible for its products and applications using ON Semiconductor products, including compliance with all laws, regulations and safety requirements or standards, regardless of any support or applications information provided by ON Semiconductor. "Typical" parameters which may be provided in ON Semiconductor data sheets and/or specifications can and do vary in different applications and actual performance may vary over time. All operating parameters, including "Typicals" must be validated for each customer application by customer's technical experts. ON Semiconductor does not convey any license under its patent rights nor the rights of others. ON Semiconductor products are not designed, intended, or authorized for use as a critical component in life support systems or any FDA Class 3 medical devices or medical devices with a same or similar classification in a foreign jurisdiction or any devices intended for implantation in the human body. Should Buyer purchase or use ON Semiconductor products for any such unintended or unauthorized application, Buyer shall indemnify and hold ON Semiconductor and its officers, employees, subsidiaries, affiliates, and distributors harmless against all claims, costs, damages, and expenses, and reasonable attorney fees arising out of, directly or indirectly, any claim of personal injury or death associated with such unintended or unauthorized use, even if such claim alleges that ON Semiconductor was negligent regarding the design or manufacture of the part. ON Semiconductor is an Equal Opportunity/Affirmative Action Employer. This literature is subject to all applicable copyright laws and is not for resale in any manner.

PUBLICATION ORDERING INFORMATION

LITERATURE FULFILLMENT:

Literature Distribution Center for ON Semiconductor
19521 E. 32nd Pkwy, Aurora, Colorado 80011 USA
Phone: 303-675-2175 or 800-344-3860 Toll Free USA/Canada
Fax: 303-675-2176 or 800-344-3867 Toll Free USA/Canada
Email: orderlit@onsemi.com

N. American Technical Support: 800-282-9855 Toll Free
USA/Canada
Europe, Middle East and Africa Technical Support:
Phone: 421 33 790 2910
Japan Customer Focus Center
Phone: 81-3-5817-1050

ON Semiconductor Website: www.onsemi.com
Order Literature: <http://www.onsemi.com/orderlit>
For additional information, please contact your local
Sales Representative