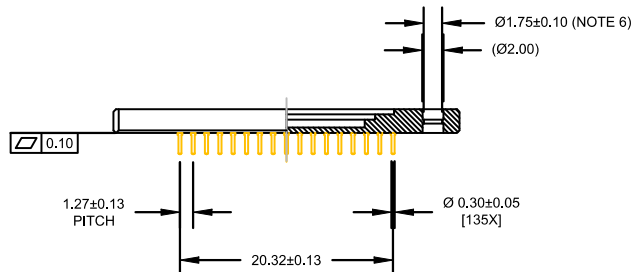
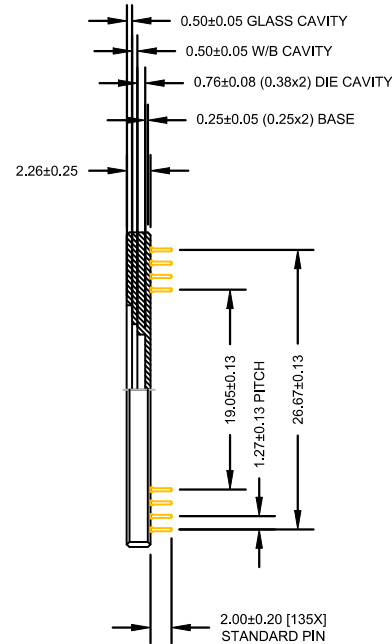
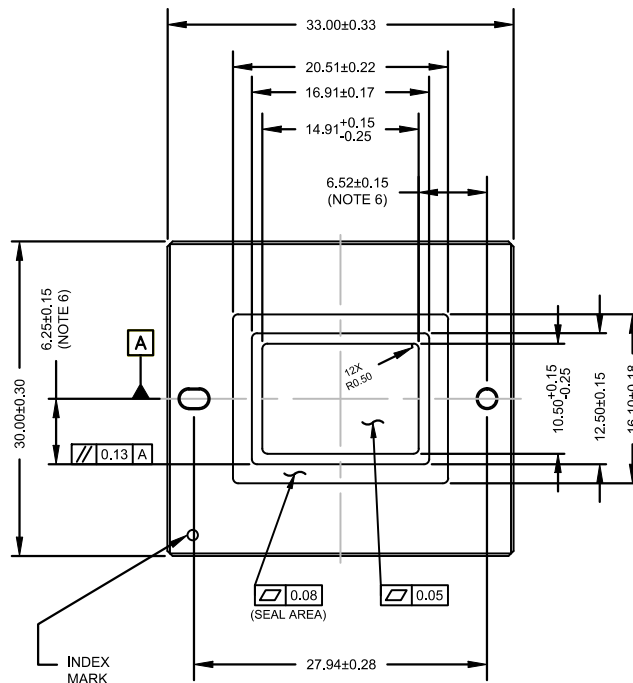
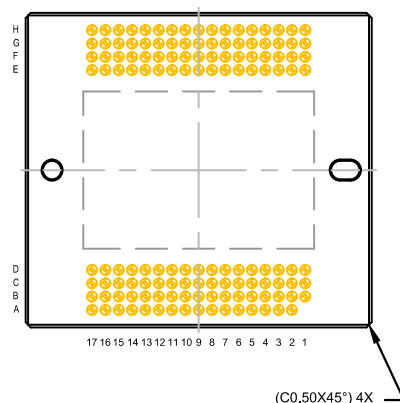
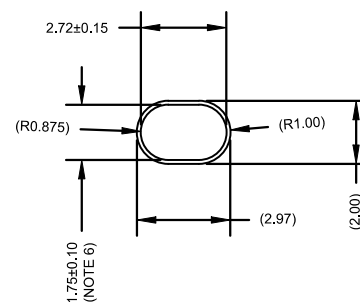


CPGA135 33x30
CASE 107EY
ISSUE O

DATE 09 DEC 2014



DETAIL OF SLOTTED HOLE



NOTES:

1. PIN TO PIN DISTANCES ARE MEASURED AT PIN BASE.
2. INSIDE DIMENSIONS OF THE TWO HOLES ARE DEFINED BY THE THIRD CERAMIC LAYER FROM THE TOP.
3. DATUM -A- TO BE DEFINED BY CENTER OF THE TWO HOLES.

DOCUMENT NUMBER:	98AON93581F	Electronic versions are uncontrolled except when accessed directly from the Document Repository. Printed versions are uncontrolled except when stamped "CONTROLLED COPY" in red.
DESCRIPTION:	CPGA135 33X30	PAGE 1 OF 1

onsemi and onsemi are trademarks of Semiconductor Components Industries, LLC dba onsemi or its subsidiaries in the United States and/or other countries. onsemi reserves the right to make changes without further notice to any products herein. onsemi makes no warranty, representation or guarantee regarding the suitability of its products for any particular purpose, nor does onsemi assume any liability arising out of the application or use of any product or circuit, and specifically disclaims any and all liability, including without limitation special, consequential or incidental damages. onsemi does not convey any license under its patent rights nor the rights of others.