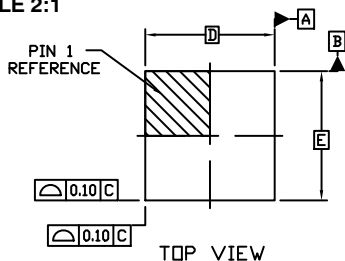
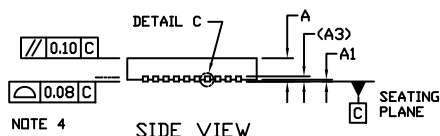


1 40

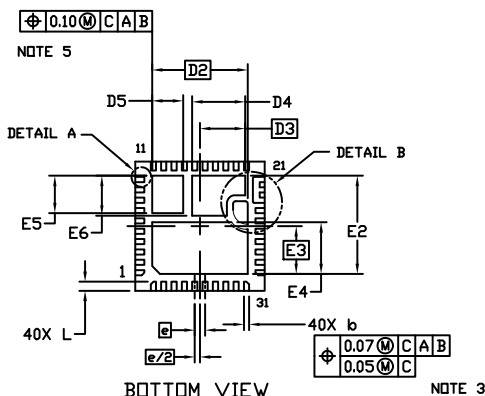
SCALE 2:1



TOP VIEW



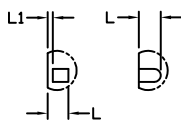
SIDE VIEW

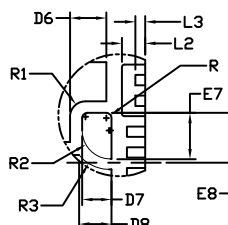


BOTTOM VIEW

NOTES:

1. DIMENSIONING AND TOLERANCING PER ASME Y14.5M, 1994.
2. CONTROLLING DIMENSION: MILLIMETERS
3. DIMENSION b APPLIES TO THE PLATED TERMINAL AND IS MEASURED BETWEEN 0.15 AND 0.30 MM FROM THE TERMINAL TIP.
4. COPLANARITY APPLIES TO THE EXPOSED PAD AS WELL AS THE TERMINALS.
5. POSITIONAL TOLERANCE APPLIES TO ALL OF THE EXPOSED PADS IN BOTH THE X AND Y AXIS.

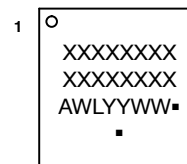

DETAIL A
ALTERNATE TERMINAL
CONSTRUCTIONS

DETAIL C
ALTERNATE
CONSTRUCTION


DETAIL B

DATE 26 APR 2016

DIM	MILLIMETERS	
	MIN.	MAX.
A	0.80	1.00
A1	---	0.05
A3	0.20	REF
b	0.15	0.25
D	5.00	BSC
D2	3.70	BSC
D3	1.75	BSC
D4	2.00	2.10
D5	1.15	1.25
D6	0.65	0.75
D7	0.57	REF
D8	0.63	REF
E	5.00	BSC
E2	3.75	3.85
E3	1.85	BSC
E4	1.95	2.05
E5	1.40	1.50
E6	1.50	1.60
E7	0.89	REF
E8	0.96	REF
e	0.40	BSC
L	0.25	0.45
L1	---	0.15
L2	0.35	0.55
L3	0.10	0.30
R	R0.10	REF
R1	R0.30	REF
R2	R0.55	REF
R3	R0.75	REF

**GENERIC
MARKING DIAGRAM***


XXXXXX = Specific Device Code
A = Assembly Location
WL = Wafer Lot
YY = Year
WW = Work Week
▪ = Pb-Free Package

(Note: Microdot may be in either location)

*This information is generic. Please refer to device data sheet for actual part marking.

Pb-Free indicator, "G" or microdot "▪", may or may not be present.

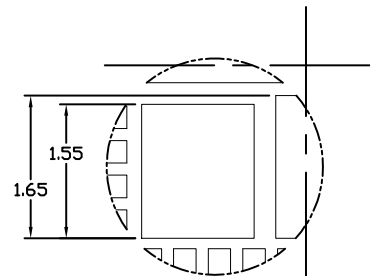
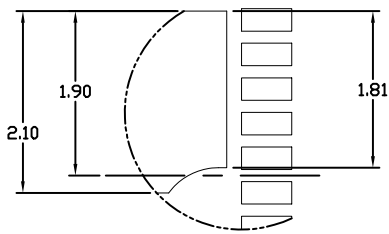
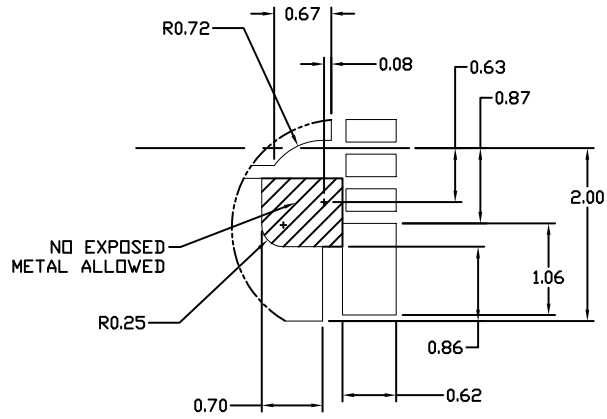
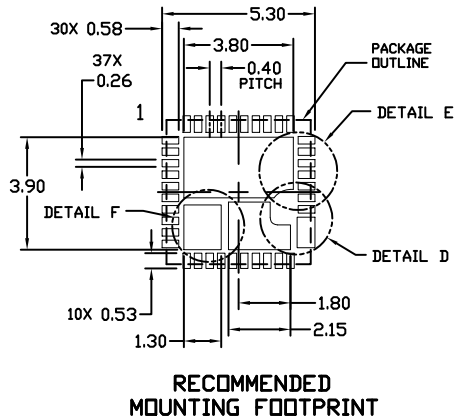
SOLDERING FOOTPRINT AND VIEWS ON PAGE 2

DOCUMENT NUMBER:	98AON95304F	Electronic versions are uncontrolled except when accessed directly from the Document Repository. Printed versions are uncontrolled except when stamped "CONTROLLED COPY" in red.
DESCRIPTION:	QFN40, 5x5, 0.4P	PAGE 1 OF 2

onsemi and onsemi are trademarks of Semiconductor Components Industries, LLC dba onsemi or its subsidiaries in the United States and/or other countries. onsemi reserves the right to make changes without further notice to any products herein. onsemi makes no warranty, representation or guarantee regarding the suitability of its products for any particular purpose, nor does onsemi assume any liability arising out of the application or use of any product or circuit, and specifically disclaims any and all liability, including without limitation special, consequential or incidental damages. onsemi does not convey any license under its patent rights nor the rights of others.

QFN40 5x5, 0.4P
CASE 485DY
ISSUE A

DATE 26 APR 2016



DOCUMENT NUMBER:	98AON95304F	Electronic versions are uncontrolled except when accessed directly from the Document Repository. Printed versions are uncontrolled except when stamped "CONTROLLED COPY" in red.
DESCRIPTION:	QFN40, 5x5, 0.4P	PAGE 2 OF 2

onsemi and **onsemi** are trademarks of Semiconductor Components Industries, LLC dba **onsemi** or its subsidiaries in the United States and/or other countries. **onsemi** reserves the right to make changes without further notice to any products herein. **onsemi** makes no warranty, representation or guarantee regarding the suitability of its products for any particular purpose, nor does **onsemi** assume any liability arising out of the application or use of any product or circuit, and specifically disclaims any and all liability, including without limitation special, consequential or incidental damages. **onsemi** does not convey any license under its patent rights nor the rights of others.